

**CAMPBELL COUNTY
SCHOOL DISTRICT**

Hillcrest Elementary
Board Report
2021-2022

School Demographics

Staff	2019-2020	2020-2021	2021-2022
Certified	41	41	42
ESP	37	34	35

School Enrollment

Fall	Jr K	K	1	2	3	4	5	6	Total
Oct. 1st 2019	14	50	63	50	52	53	54	65	401
Oct. 1st 2020	14	56	45	47	52	51	45	47	357
2021-2022 (Current)	14	55	56	47	50	58	57	43	380

Subgroups

*Subgroup data from the state is a year behind.

		2019-2020			2020-2021			2021-2022 Current		
Category		School	District	State	School	District	State	School	District	State
Gender	Female	50%	49%	48%	49%	49%	48%	53%	49%	48%
	Male	50%	51%	52%	51%	51%	52%	47%	51%	52%
IEP		19%	12%	14%	19%	12%	14%	17%	11%	14%
Free/Reduced		51%	32%	35%	51%	35%	33%	41%	22%	33%
Mobility		16%	16%	NA	18%	14%	NA	TBD	TBD	NA
ELL		19%	4%	3%	17%	4%	3%	17%	5%	2%
Ethnicity	White	64%	83%	78%	67%	83%	77%	64%	85%	77%
	Hispanic	30%	12%	14%	28%	12%	14%	30%	11%	14%
Other Minority		6%	5%	8%	5%	5%	9%	6%	4%	9%

Overall School Performance

Overall School Performance on Indicators

Only students enrolled for a full academic year (FAY) are included (FAY is from first school day in October to midpoint in test window)

Indicator	WAEA Target Level	ESSA Norm Category	Count of Students	Description
Growth	N/A	N/A		WAEA: The mean student growth percentile (MGP) in reading and math combined for all students in grades four through eight as measured from prior year PAWS to current year WY-TOPP.
				ESSA: The mean student growth percentile (MGP) in ELA and math combined for all students grades four through ten.
Equity	N/A	N/A	;	The weighted mean student growth percentile (MGP) with MGP of students who scored in the bottom 25% of students on the prior year test weighted at 80% and the MGP of the remaining students weighted at 20%.The reported count of students for this indicator reflects the number of students with tests in the consolidated subgroup and the number of students with tests not included in the consolidated subgroup. In some cases, students have a test in each group.
Achievement*	Below Target 39	Below Average 40.5	188	WAEA: The percent proficient or above on the state test in English language arts, mathematics, and science.
			188	ESSA: The percent proficient or above on the state test in English language arts and mathematics.
ELP	Meets Target 48	Average 47.7	44	The percent of English learners who met their annual goal for English language proficiency.

* A school's achievement score may be lowered if the school does not meet the 95% participation rate requirement

FAY School Participation Rate Status WAEA: **Met**

FAY School Participation Rate Status ESSA: **Met**

Overall School Performance

	WAEA Performance Category Cut Scores			ESSA Performance Category Cut Scores		
	Below Targets	Meeting Targets	Exceeding Targets	Below Average	Average	Above Average
Growth	<	>= and <	>=	<	>= and <	>=
Equity	<	>= and <	>=	<	>= and <	>=
Achievement	< 51	>= 51 and < 68	>= 68	< 47.7	>= 47.7 and < 58.6	>= 58.6
ELP	< 36	>= 36 and < 60	>= 60	< 27.7	>= 27.7 and < 50.0	>= 50.0

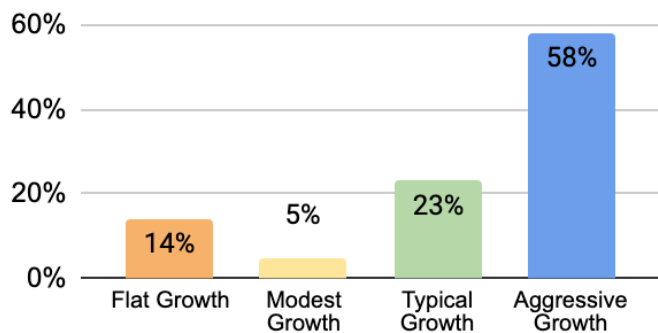
State Assessment WY-TOPP

*District grade levels will exceed the state average in content areas measured by Wyoming state assessments.

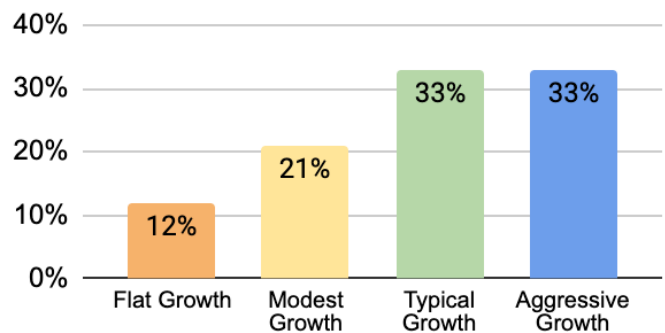
			School	District	State
Year	Grade	Subject	% Proficient & Advanced	% Proficient & Advanced	% Proficient & Advanced
2020-21	3	Math	42.3	38.6	50.5
2020-21	3	ELA	52	45.6	50.3
2020-21	4	Math	23.5	49.2	49.8
2020-21	4	ELA	22.4	44.9	48.7
2020-21	4	Science	25.5	49.6	48.2
2020-21	5	Math	32.6	48.5	51.2
2020-21	5	ELA	37	47.5	54.6
2020-21	6	Math	54.9	49.9	48.1
2020-21	6	ELA	54.9	54.4	58.9

District Assessment - Fastbridge (Fall to Spring Growth)

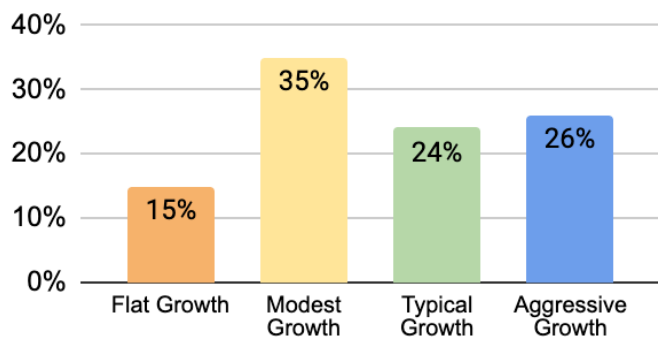
2nd Grade A Reading



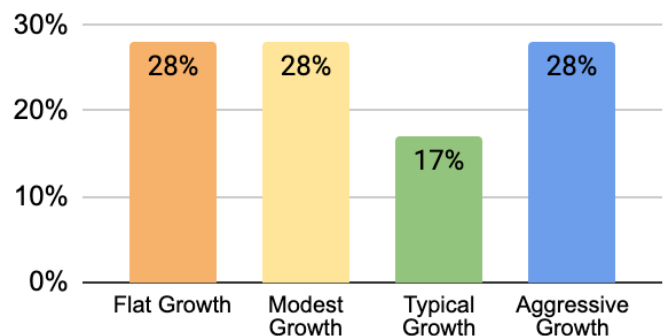
2nd Grade A Math



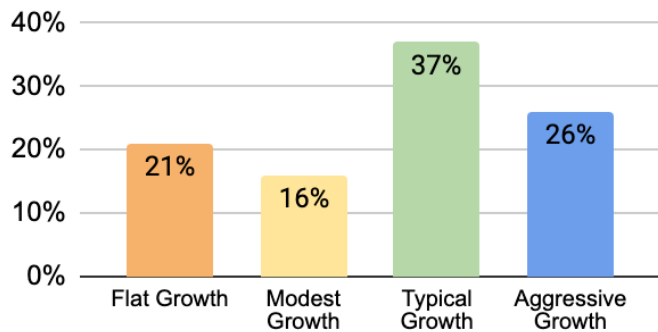
3rd Grade A Reading



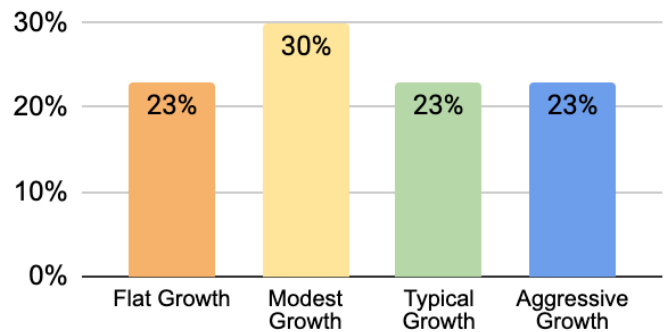
3rd Grade A Math



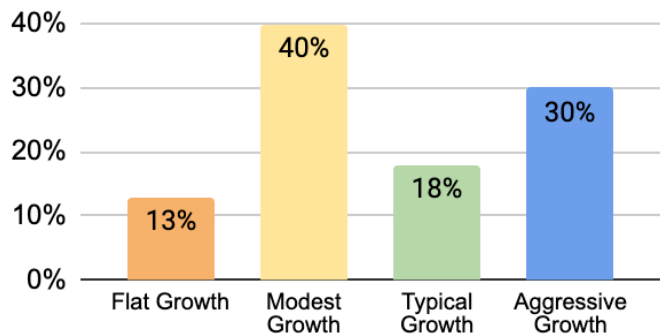
4th Grade A Reading



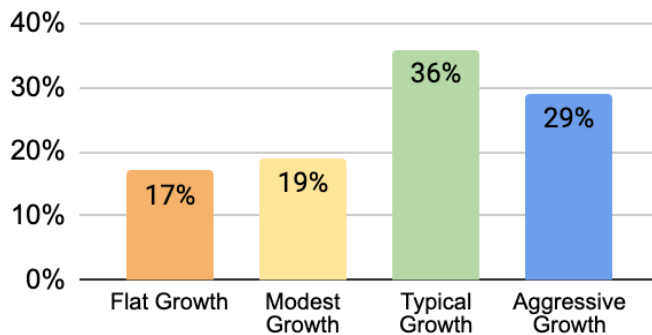
4th Grade A Math



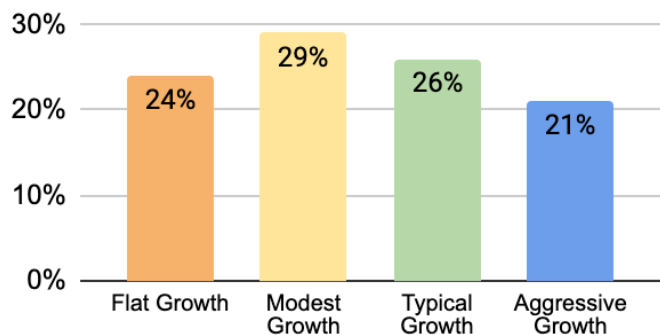
5th Grade A Reading



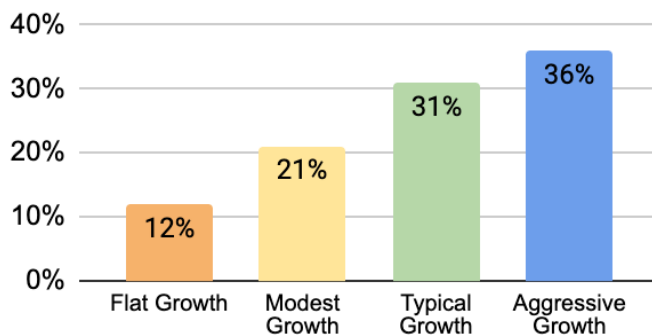
5th Grade A Math



6th Grade A Reading



6th Grade A Math



School Improvement Goal:

Hillcrest Goal 1: At the end of the 2021-2022 school year, Hillcrest Elementary will increase student achievement on the WY-TOPP summative assessment from 39 overall to 49 overall.

Hillcrest Goal 2: At the end of the 2021-2022 school year, Hillcrest Elementary student performance on the spring Fastbridge earlyReading screener will increase from 34% of students considered low risk to 90% of students considered low risk.